



# Passenger Car, SUV and Light Truck Tire Catalogue 2023



## TERCELO TIRE GROUP CO., LTD.

Address: Room 803&804, T7-SIIC, No.195 Hong Kong East Road, Qingdao, China

+86-532-80990226

E: info@tercelo.com

www.tercelo.com

# HIGH PERFORMANCE PREMIUM RADIAL

TRANSMATE is the brand from TERCELO TIRE GROUP CO., LTD. established in 1975. Guaranteed by the high-class raw material, advanced hardware and technology, automated production process and warehouse, TRANSMATE tires has gained great reputation and get ready to start his next stage of development.



**Since TRANSMATE enters the market,  
it takes on a new look to the end user.**

## Total supply

TRANSMATE includes premium quality PCR, TBR, OTR, GIANT OTR, Radial AGR, our tires meet internationally required manufacturing standards included but not limited DOT, ECE, R117, GCC, SNI, NOM, INMETRO and the quality control certifications ISO9001.

## Quality

TRANSMATE focuses on quality and end users, we are building professional and high-end manufactures by high-class raw material, advanced hardware and technology, strict innovation. Our experienced technical engineer and management teams guaranteed that all tyres are continuously tested and developed to ensure product performance consistency.

## Service

TRANSMATE offers proven quality: ranging from our qualified and helpful pre-sales and after-sales, service team to our cooperation market.

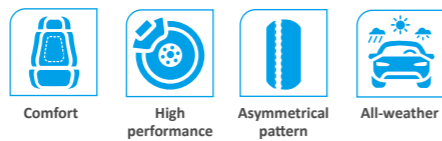
## Research & Development

We cooperates with colleges and universities to establish research institute. Our engineers and technicians are continually finding out new ways to improve the tyres we offer, so TRANSMATE always can meet the needs of the market.

# Product Positioning



# TS305



- Comfort:** Lower tire noise, lower vibration and impact when passing obstacles
- High performance:** excellent wear and handling properties
- Asymmetrical pattern:** high-rigidity pattern on the outside, larger pattern block design, not easy to deform and heat under high load, and fast control response
- All-weather:** good drive and grip in sunny or rainy weather, summer or winter

## Data Support Features of pattern



**Flared mute groove on the main pattern block**  
 ■ Keeping the same area of grooves on any cross section of the tire makes the gas flow smoothly, reduces the tire noise during driving, and communicates with the main groove of the pattern to form a silent combination



**Quiet pitch arrangement**  
 ■ The optimized pitch width, pitch arrangement and pitch displacement design form an overall quiet driving feeling and effectively reduce the resonance noise of the tires



**Streamlined Lateral Grooves**  
 ■ The transverse streamlined groove on the overall block has excellent drainage performance and wet water road grip, better operability and more stable high-speed performance



**Specially treated shoulder blocks**  
 ■ The specially treated steel sheet on the shoulder block can effectively reduce the heat generation of the shoulder and reduce the resonance generated during driving.



**Four wide longitudinal drainage ditches**  
 ■ It provides a guarantee for the wet drainage performance of the tire, effectively prevents the lateral water slip of the tire, and improves the longitudinal traction performance of the tire with a reasonable inclination angle.

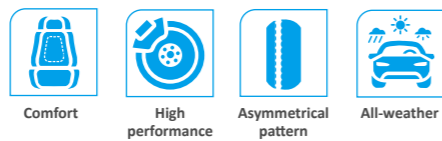


**Shoulder Suppression Strips**  
 ■ It can stabilize the shoulder profile and maintain the high-speed cornering support and stability of the shoulder

Size	LI/SI	RIM	ROLLING	WET	NOISE
155/65R13	73T	4½J	D	C	70/B
155/70R13	75T	4½J	D	C	70/B
155/80R13	79T	4½J	D	C	70/B
165/65R13	77T	5J	D	C	70/B
165/70R13	79T	5J	D	C	70/B
175/60R13	77T	5J	D	C	70/B
175/65R13	80T	5J	D	C	70/B
175/70R13	82T	5J	D	C	70/B
175/75R13	85T	5J	D	C	70/B
185/70R13	86H	5½J	D	C	70/B
155/65R14	75T	4½J	D	C	70/B
165/60R14	75H	5J	D	C	70/B
165/70R14	81T	5J	D	C	70/B
175/65R14	82T	5J	D	C	70/B
175/70R14	88H	5J	C	C	70/B
175/75R14	87T	5J	D	C	70/B
185/60R14	82H	5½J	D	C	70/B
185/65R14	86H	5½J	D	C	70/B
185/70R14	88T	5½J	C	C	70/B
195/60R14	86H	6J	C	C	71/B
195/70R14	91H	6J	D	C	71/B

Size	LI/SI	RIM	ROLLING	WET	NOISE
205/70R14	98T	6J	C	B	71/B
175/65R15	84H	5J	D	C	70/B
185/55R15	82V	6J	D	C	70/B
185/60R15	88H	5½J	C	C	70/B
185/65R15	88H	5½J	D	C	70/B
195/60R15	88H	6J	D	C	71/B
195/65R15	95H	6J	D	C	71/B
205/60R15	91V	6J	D	B	71/B
205/65R15	94H	6J	C	B	71/B
205/70R15	96H	6J	C	B	71/B
215/65R15	96H	6½J	D	B	71/B
215/70R15	98H	6½J	C	B	71/B
185/50R16	85V	6J	D	B	70/B
185/55R16	87V	6J	D	C	70/B
195/60R16	89H	6J	D	C	71/B
205/55R16	91V	6½J	C	B	71/B
205/60R16	92V	6J	D	C	71/B
205/65R16	99H	6J	C	C	71/B
215/60R16	99H	6½J	D	C	71/B
225/50ZR16	96W	7J	D	B	71/B
225/60R16	98H	6½J	C	B	71/B

# ECO809



**Comfort:** Lower tire noise, lower vibration and impact when passing obstacles

**High performance:** excellent wear and handling properties

**Asymmetrical pattern:** high-rigidity pattern on the outside, larger pattern block design, not easy to deform and heat under high load, and fast control response

**All-weather:** good drive and grip in sunny or rainy weather, summer or winter

## Data Support Features of pattern



### Center straight rib design

- The central straight rib pattern design provides high-speed straight-line driving stability



### Geometric corner cut design

- Prevent the tread block from curling when braking, make the pressure of the tire contacting the ground evenly distributed, and effectively increase the ground contact area.




### Noise blocking design

- The closed pattern design on the shoulder blocks the transmission of noise and makes driving more quiet and comfortable



### Calibration mark

- The driver can independently check the calibration status of the vehicle through internal/external wear inspection.



### Cross drainage groove design

- Four longitudinal drainage grooves improve the drainage performance of wet and slippery roads in rainy weather; The cross design of drainage grooves ensures wetland handling and traction performance, which is more economical and comfortable.



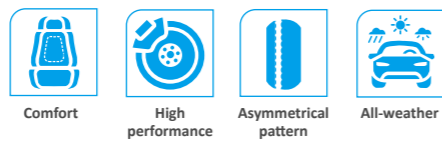
### Intercooler

- Play a role in heat dissipation.

Size	LI/SI	RIM	ROLLING	WET	NOISE
175/75R13	85T	5J	D	C	70/B
175/75R14	87T	5J	D	C	70/B
185/55R15	82V	6J	C	B	70/B
185/60R15	84H	5½J	C	B	70/B
185/65R15	88H	5½J	C	B	70/B

Size	LI/SI	RIM	ROLLING	WET	NOISE
195/60R15	88H	6J	C	B	71/B
195/65R15	91H	6J	C	B	71/B
205/55R16	91V	6½J	C	B	71/B
205/60R16	92H	6J	C	B	71/B

# SPORT D1



- Comfort:** Lower tire noise, lower vibration and impact when passing obstacles
- High performance:** excellent wear and handling properties
- Asymmetrical pattern:** high-rigidity pattern on the outside, larger pattern block design, not easy to deform and heat under high load, and fast control response
- All-weather:** good drive and grip in sunny or rainy weather, summer or winter

## Data Support Features of pattern

**Asymmetric pattern design**

- The design of different patterns on the inside and outside ensures drainage, and at the same time increases the ground pressure of the outside pattern of the turning, bringing excellent cornering performance, continuous pattern ribs, and stable high-speed performance

**Noise blocking design**

- The outer continuous rib design blocks the transmission of tire noise, improves driving comfort, and at the same time improves straight-line driving performance and steering stability

**Velvet Technology**

- The application of velvet technology, by changing the reflection of light to add black patterns, make the brand logo and sidewall patterns of the tires more clear and eye-catching

**Geometric chamfered design**

- Prevent the curling effect of the tread block during braking, so that the pressure distribution of the tire contacting the ground is evenly distributed, and the ground contact area is effectively increased

**Quiet Design-Variable Pitch Simulation Analysis Technology**

- Using different sizes of tire blocks, optimized by computer simulation, the sound energy tends to be evenly dispersed in a wider frequency range, avoiding the occurrence of energy accumulation in the frequency band that the human ear can easily detect.

Size	LI/SI	RIM	ROLLING	WET	NOISE
185/55R15	86V	6J	C	C	70/B
185/60R15	88H	5½J	C	C	70/B
195/50R15	82V	6J	D	C	70/B
195/55R15	85V	6J	C	C	70/B
195/60R15	88V	6J	C	C	70/B
195/60R15	88H	6J	C	C	70/B
195/65R15	91V	6J	C	C	70/B
195/65R15	95H	6J	C	C	70/B
*195/45R15	82V	6½J	D	C	70/B
*205/55R15	88V	6½J	C	C	70/B
*185/50R16	81V	6J	D	D	70/B
185/55R16	87V	6J	C	C	70/B
195/45R16	84V	6½J	C	C	70/B
195/50R16	88V	6J	C	C	70/B
195/55R16	87V	6J	C	C	70/B
*205/45Zr16	87W	7J	C	C	70/B
205/50Zr16	91W	6½J	C	C	70/B
205/55R16	91V	6½J	C	C	70/B
205/55Zr16	94W	6½J	C	C	70/B
215/45R16	90V	7J	C	B	70/B
215/55Zr16	97W	7J	C	B	70/B
*225/50Zr16	96W	7J	C	B	70/B
225/55R16	99V	7J	C	B	70/B
*195/40Zr17	81W	7J	C	B	70/B
205/40Zr17	84W	7½J	C	B	70/B
205/45Zr17	84W	7J	C	B	70/B

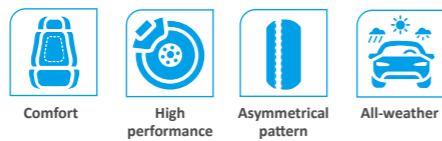
Size	LI/SI	RIM	ROLLING	WET	NOISE
205/50Zr17	93W	6½J	C	B	70/B
205/55Zr17	95W	6½J	C	B	70/B
215/40Zr17	87W	7½J	C	B	70/B
215/45Zr17	91W	7J	C	B	70/B
215/50Zr17	95W	7J	C	B	70/B
215/55Zr17	98W	7J	C	B	70/B
225/45Zr17	94W	7½J	C	B	70/B
225/45ZrF17	94W	7½J	D	B	71/C
225/50Zr17	98W	7J	C	B	70/B
225/50ZrF17	98W	7J	D	B	71/C
225/55Zr17	101W	7J	B	B	70/B
225/55ZrF17	101W	7J	B	B	70/B
235/45Zr17	97W	8J	C	B	70/B
235/50Zr17	100W	71/2J	A	B	70/B
235/55Zr17	103W	7½J	B	B	70/B
*245/40Zr17	95W	8½J	C	B	70/B
245/45Zr17	99W	8J	C	B	70/B
*205/40Zr18	86W	8J	C	B	70/B
*215/35Zr18	84W	7½J	C	B	70/B
*215/40Zr18	89W	7½J	C	B	70/B
215/45Zr18	93W	7J	C	B	70/B
215/50R18	92V	7J	C	B	70/B
215/55Zr18	99W	7J	C	B	70/B
*225/35Zr18	87Y	8J	C	B	70/B
225/40Zr18	92W	8J	C	B	70/B
225/45Zr18	95W	7½J	C	B	70/B

Size	LI/SI	RIM	ROLLING	WET	NOISE
225/45ZRF18	95W	7½J	D	B	71/C
225/50ZR18	95W	7J	C	B	70/B
225/50ZRF18	95W	7J	D	B	71/C
225/55R18	98V	7J	C	B	70/B
235/40ZR18	95W	8½J	C	B	70/B
235/45ZR18	98Y	8J	C	B	70/B
235/50ZR18	101W	71/2J	B	B	70/B
235/50ZRF18	101W	71/2J	B	B	70/B
235/55ZR18	104W	71/2J	B	B	70/B
245/40ZR18	97Y	8½J	C	B	70/B
245/45ZR18	100W	8J	B	B	70/B
245/45ZRF18	100W	8J	B	B	70/B
245/50ZR18	104W	7½J	B	B	70/B
245/50ZRF18	104W	7½J	B	B	70/B
*255/35ZR18	94W	9J	C	A	70/B
255/40ZR18	99W	9J	C	A	70/B
255/45ZR18	99W	8½J	C	A	70/B
255/55ZR18	109W	8J	B	A	70/B
*215/35ZR19	85W	7½J	C	B	70/B
*225/35ZR19	88W	8J	C	B	70/B
*225/40ZR19	93W	8J	C	B	70/B
225/45ZR19	96W	7½J	C	A	70/B
225/45ZRF19	96W	7½J	C	A	70/B
225/55ZR19	103W	7J	B	B	70/B
235/35ZR19	91W	8½J	C	B	70/B
235/40ZR19	96W	8½J	C	B	70/B
235/40ZR19	96W	8½J	C	B	70/B
235/45ZR19	99W	8J	C	B	70/B
*235/50ZR19	103W	7½J	C	B	70/B
235/55ZR19	105W	7½J	B	B	70/B
245/35ZR19	93W	8½J	C	B	70/B
245/40ZR19	98Y	8½J	C	B	70/B
*245/45ZR19	102W	8J	C	B	70/B
*245/50ZR19	105W	7½J	C	B	71/B
*245/55ZR19	107V	7½J	C	B	70/B
*255/30ZR19	91Y	9J	C	A	71/B
255/35ZR19	96Y	9J	C	A	71/B

Size	LI/SI	RIM	ROLLING	WET	NOISE
255/40ZR19	100W	9J	C	A	71/B
*255/50ZR19	107V	8J	C	A	71/B
*255/55ZR19	111V	8J	C	A	71/B
*265/30ZR19	93W	9½J	C	A	71/B
*275/30ZR19	96W	9½J	C	A	71/B
275/35ZR19	100Y	9½J	C	A	71/B
275/40ZR19	105W	9½J	B	A	71/B
*225/30ZR20	85W	8J	C	B	70/B
*225/35ZR20	90W	8J	C	B	70/B
*235/30ZR20	88W	8½J	C	B	70/B
*235/35ZR20	92W	8½J	C	B	70/B
*235/55ZR20	105W	7½J	C	B	70/B
*245/30ZR20	95W	8½J	C	B	70/B
*245/35ZR20	95W	8½J	C	B	70/B
*245/40ZR20	99W	8½J	C	B	70/B
*245/45ZR20	103W	8J	C	B	70/B
245/50R20	102V	7½J	B	B	70/B
*255/30ZR20	92Y	9J	C	A	71/B
*255/35ZR20	97W	9J	C	A	71/B
255/40ZR20	101Y	9J	C	A	71/B
*255/45ZR20	105W	8½J	C	A	71/B
255/50ZR20	109Y	8J	B	A	71/B
*255/55ZR20	110V	8J	C	A	71/B
265/40ZR20	104W	9½J	B	A	71/B
*265/50ZR20	111V	8½J	C	A	71/B
*275/30ZR20	97W	9½J	C	A	71/B
*275/35ZR20	102W	9½J	C	A	71/B
*275/40ZR20	106W	9½J	C	A	71/B
275/45R20	110V	9J	B	A	71/B
275/50R20	109V	8½J	B	A	71/B
285/50R20	116V	9J	B	A	71/B
*295/45ZR20	114W	10J	C	A	71/B
255/45ZR21	102W	8½J	C	A	71/B
265/40ZR21	105Y	9½J	B	A	71/B
265/45ZR21	104Y	9J	B	A	71/B
275/45ZR21	110Y	9J	B	A	71/B
275/40ZR22	108Y	9½J	B	A	71/B



# ECOSPORT



**Comfort:** Lower tire noise, lower vibration and impact when passing obstacles

**High performance:** excellent wear and handling properties

**Asymmetrical pattern:** high-rigidity pattern on the outside, larger pattern block design, not easy to deform and heat under high load, and fast control response

**All-weather:** good drive and grip in sunny or rainy weather, summer or winter

## Data Support Features of pattern

**Asymmetrical pattern design**

- High-rigidity pattern on the outer side, larger pattern block design, the pattern is not easy to deform and heat under high load, and the control response is rapid. The inner streamline pattern improves the wetland performance.

**Wide longitudinal drainage trench**

- The best groove number and position setting, the best combination of 4 circumferential grooves and lateral grooves, to achieve excellent drainage and prevent skidding, and optimize the driving performance of the tire on wet roads.

**Geometrical cutting corner design of trench wall**

- To prevent the pattern block from curling during braking, the tire contacting the ground pressure is evenly distributed, effectively increasing the ground contact area, and the trimming design of the pattern block edge can scrape off the water film and shorten the braking distance.

**Ribbed block design**

- The ribbed center block design enables the tires to exert precise controllability and effectively guarantees driving safety.

**New sports formula**

- New sports white carbon black formula system to improve tire grip and handling performance on wet and dry ground.

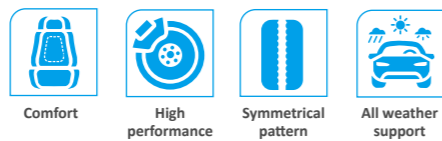
**Computer simulation optimization**

- Analyze and optimize tire noise through advanced computer simulation technology, effectively reduce tire noise, and provide a quiet driving experience.

Size	LI/SI	RIM	ROLLING	WET	NOISE
255/45R17	98W	8½J	D	B	72/B
215/50R18	92W	7J	C	B	71/B
225/50R18	99W	7½J	C	B	71/B
245/50R18	104W	7½J	C	B	71/B
255/40R18	95Y	9J	D	B	72/B
225/55R18	98V	7J	D	B	71/B
225/45R19	96Y	7½J	C	B	71/B
225/55R19	99V	7J	C	B	71/B
235/40R19	96Y	8½J	C	B	71/B
235/50R19	99V	7½J	D	B	71/B
235/55R19	105V	7½J	C	B	72/B
245/40R19	98Y	8½J	C	B	72/B

Size	LI/SI	RIM	ROLLING	WET	NOISE
245/45R19	98Y	8J	D	B	71/B
255/45R19	100V	8½J	D	B	72/B
255/55R19	111V	8J	C	B	73/B
275/35R19	100Y	9½J	D	B	73/B
275/40R19	101Y	9½J	D	B	72/B
235/45R20	100Y	8J	C	B	71/B
245/45R20	103Y	8J	C	B	71/B
245/50R20	102V	7½J	C	B	71/B
255/40R20	101Y	9J	C	B	71/B
255/45R20	105Y	8½J	C	B	71/B
255/50R20	109Y	8J	C	B	71/B
275/50R20	113W	8½J	C	B	71/B

# TS605



**Comfort:** Low tyre noise, low vibration and impacts against obstacles  
**High performance:** Excellent anti-slipping, steering and high-speed performance  
**Directional tread patterns:** Directional tread patterns: asymmetric tread surface patterns on both sides ensure excellent cornering performance  
**All weather support:** Whenever on sunny or rainy days, summer or winter days, the tire always provides good driving and grip force

## Data Support Features of pattern

**Streamlined directional tread patterns**

- Such design could break rainwater films, improve anti-slip performance, ensure outstanding water evacuation performance, maintain good high-speed stability and braking performance.

**Main groove quite-ride sidewall pitch arrangement**

- Side wall of the main groove uses design of silent knurling line, and creates an air flow tunnel when the tire contacts the ground.

**Specially-designed tread surface, with more "silicon" filled**

- "Silicon" is the lubricant in the formula of tread surface. It could reduce friction between rubber molecules, thus decreasing energy loss, as well as rolling resistance.

**Specially-processed shoulder tread blocks**

- specially-processed steel sheets in shoulder tread blocks effectively reduce heat generated the shoulder, and reduce tire resonance during driving.

**Four wide longitudinal drainage grooves**

- Such design ensures good water evacuation on wetland, effectively prevents lateral slip. Reasonably inclined angle could increase longitudinal traction.

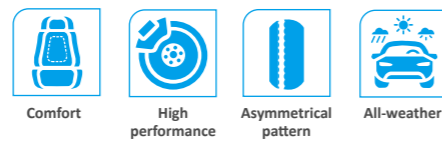
**Shoulder grinding-restraint strip**

- Grinding-restraint strips around shoulders help stabilize shoulder structure on high speed turning.

Size	LI/SI	RIM	ROLLING	WET	NOISE
205/60R14	88T	6J	D	B	71/B
195/50R15	82V	6J	D	B	71/B
195/55R15	85V	6J	D	B	71/B
195/45R16	84V	6½J	C	B	71/B
195/50R16	84V	6J	C	B	71/B
195/55R16	87V	6J	D	B	71/B
205/45ZR16	87W	7J	C	B	71/B
205/50ZR16	87W	6½J	D	B	71/B
205/55ZR16	91W	6½J	D	C	71/B
215/55ZR16	97W	7J	D	C	71/B
225/55R16	99V	7J	C	B	71/B
205/40ZR17	84W	7½J	C	B	71/B
205/45ZR17	88W	7J	C	B	71/B
205/50ZR17	93W	6½J	C	B	71/B
215/40ZR17	87W	7½J	D	B	71/B
215/45ZR17	91W	7J	C	B	71/B
215/50ZR17	95W	7J	D	C	71/B
215/55ZR17	98W	7J	D	C	71/B
225/45ZRF17	91W	7½J	D	B	71/B
225/50ZRF17	94W	7J	D	B	71/B
225/55ZR17	101W	7J	D	C	71/B
225/55ZRF17	97W	7J	D	B	71/B
225/45ZR17	94W	7½J	C	B	71/B
225/50ZR17	98W	7J	C	B	71/B
235/45ZR17	97W	8J	C	B	71/B
235/50ZR17	100W	7½J	D	B	71/B
235/55ZR17	103W	7½J	B	B	71/B
245/40ZR17	95W	8½J	D	B	71/B
245/45ZR17	99W	8J	C	B	71/B
215/35ZR18	84W	7½J	D	B	71/B

Size	LI/SI	RIM	ROLLING	WET	NOISE
225/40ZR18	92W	8J	C	B	71/B
225/45ZR18	95W	7½J	C	B	71/B
235/40ZR18	95W	8½J	D	B	71/B
235/45ZR18	98Y	8J	D	B	71/B
235/50ZR18	101W	7½J	D	B	71/B
245/40ZR18	97Y	8½J	C	B	71/B
245/45ZR18	100W	8J	C	B	71/B
245/45ZRF18	96W	8J	D	B	71/B
255/35ZR18	94W	9J	D	B	72/B
255/45ZR18	103W	8½J	C	B	72/B
225/35ZR19	88W	8J	D	B	71/B
235/35ZR19	91W	8½J	C	B	71/B
245/35ZR19	93W	8½J	C	B	71/B
245/55ZR19	103W	71/2J	D	B	71/B
255/35ZR19	96Y	9J	D	B	72/B
255/40ZR19	100W	9J	D	B	72/B
265/30ZR19	93W	9½J	D	B	72/B
275/30ZR19	96W	9½J	D	B	72/B
225/35ZR20	90W	8J	D	B	71/B
245/35ZR20	95W	8½J	D	B	71/B
255/35ZR20	97W	9J	C	B	72/B
275/40ZR20	106Y	9½J	D	B	72/B
275/45R20	110V	9J	C	B	72/B
275/55ZR20	117W	8½J	C	B	72/B
285/50R20	116V	9J	C	B	73/B
265/35ZR22	102W	9½J	D	B	72/B
285/35ZR22	112W	10J	C	B	73/B
305/40ZR22	114W	11J	C	B	73/B
305/45ZR22	118W	10J	C	B	73/B
305/35ZR24	112W	11J	C	B	73/B

# ECO819




**Comfort:** Lower tire noise, lower vibration and impact when passing obstacles

**High performance:** excellent wear and handling properties

**Asymmetrical pattern:** high-rigidity pattern on the outside, larger pattern block design, not easy to deform and heat under high load, and fast control response


**All-weather:** good drive and grip in sunny or rainy weather, summer or winter

## Data Support Features of pattern



### Asymmetrical pattern design

The coordinated design of different patterns on the inside and outside ensures drainage while taking into account excellent handling performance.



### Excellent handling performance

The large block design on the outer shoulder increases the ground pressure of the outer pattern when turning and brings excellent cornering performance; The continuous pattern strip design improves the handling performance.



### Smooth drainage groove design

Smooth drainage groove design, drainage is more smooth, handling and traction performance are excellent; Four wide longitudinal drainage grooves, excellent drainage performance, safety performance is more advantageous.



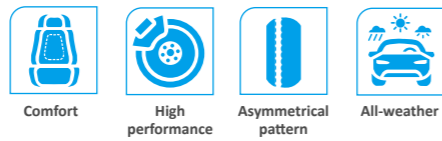
### Geometric corner cut design

Prevent the tread block from curling when braking, make the pressure of the tire contacting the ground evenly distributed, and effectively increase the ground contact area.

Size	LI/SI	RIM	ROLLING	WET	NOISE
195/50R15	82V	6J	C	C	71/B
195/45R16	84V	6½J	C	C	71/B
195/55R16	87V	6J	C	C	71/B
205/40R17	84W	7½J	C	C	71/B
205/45R17	88W	7J	C	C	71/B
215/45R17	91W	7J	C	C	72/B
215/55R17	98W	7J	C	C	72/B

Size	LI/SI	RIM	ROLLING	WET	NOISE
225/45R17	94W	7½J	C	C	72/B
225/50R17	98W	7J	C	C	72/B
235/45R17	97W	8J	C	C	72/B
225/40R18	92W	8J	C	C	72/B
245/40R18	97Y	8½J	C	C	72/B
245/45R18	100W	8J	C	C	72/B

# SHARK-Z02



**Comfort:** Lower tire noise, lower vibration and impact when passing obstacles

**High performance:** excellent wear and handling properties

**Asymmetrical pattern:** high-rigidity pattern on the outside, larger pattern block design, not easy to deform and heat under high load, and fast control response

**All-weather:** good drive and grip in sunny or rainy weather, summer or winter

## Data Support Features of pattern



### Asymmetric pattern design

■ Asymmetric pattern design, inner continuous grooves provide excellent drainage performance, ensuring excellent drainage performance and excellent ground grip



### Asymmetric pattern design

■ Asymmetric pattern design, inner continuous grooves provide excellent drainage performance, ensuring excellent drainage performance and excellent ground grip



### Centrally Oriented continuous ribs

■ Centrally oriented continuous ribs on the crown maintain straight-line stability of the tire's ride



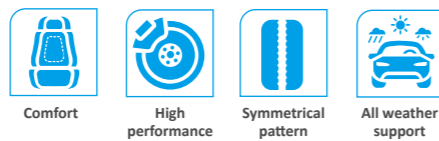
### Centrally Oriented continuous ribs

■ Centrally oriented continuous ribs on the crown maintain straight-line stability of the tire's ride

Size	LI/SI	RIM	ROLLING	WET	NOISE
295/50R15	108H	9½J	C	B	74/B
265/60R18	110V	8J	C	B	72/B

Size	LI/SI	RIM	ROLLING	WET	NOISE
265/50R20	111W	8½J	C	B	73/B

# TS905



**Comfort:** Low tyre noise, low vibration and impacts against obstacles

**High performance:** Excellent anti-slipping, steering and high-speed performance

**Directional tread patterns:** Directional tread patterns: asymmetric tread surface patterns on both sides ensure excellent cornering performance

**All weather support:** Whenever on sunny or rainy days, summer or winter days, the tire always provides good driving and grip force

## Data Support Features of pattern

**Three zigzag-pattern grooves + shoulder lateral grooves**  
 ■ Such grooves deliver superior traction

**Wide ground contact and deepened tread patterns**  
 ■ Deliver longer mileage. It quite well for taxis and driving in urban-rural fringe areas

**Tread circumferential beveling knife-cut design**  
 ■ Such design effectively reduces side slip and improves driving safety

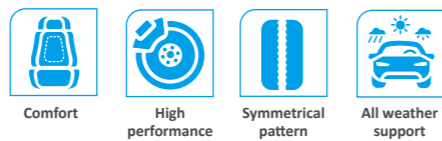
**Brand-new and super wearresisting tread formula**  
 ■ Such design delivers super longer mileage

**Super strong tire body**  
 ■ Such design provides super safety and long lifespan

Size	LI/SI	RIM	UTQG
165/65R13	77T	5J	680A/A
165/70R13	79T	5J	680A/A
175/70R13	82T	5J	680A/A
165/60R14	75H	5J	680A/A
165/70R14	85T	5J	680A/A
175/70R14	84H	5J	680A/A
175/65R14	86H	5J	680A/A
185/60R14	82H	5½J	680A/A
185/65R14	86H	5½J	680A/A
195/60R14	86H	6J	680A/A

Size	LI/SI	RIM	UTQG
185/55R15	82H	6J	680A/A
185/60R15	84H	5½J	680A/A
185/65R15	92H	5½J	680A/A
195/60R15	88H	6J	680A/A
195/65R15	91H	6J	680A/A
205/65R15	94H	6J	680A/A
215/70R15	98H	6½J	680A/A
205/55R16	91V	6½J	680A/A
205/60R16	92H	6J	680A/A
215/60R16	99H	6½J	680A/A

# SOLITUDE



**Comfort:** Low tyre noise, low vibration and impacts against obstacles

**High performance:** Excellent anti-slipping, steering and high-speed performance

**Directional tread patterns:** Directional tread patterns: asymmetric tread surface patterns on both sides ensure excellent cornering performance

**All weather support:** Whenever on sunny or rainy days, summer or winter days, the tire always provides good driving and grip force

## Data Support Features of pattern



### Continuous pattern rib design

The central pattern adopts continuous rib with 3D zigzag groove design, the tire is more stable at high speed and has excellent straight-line driving stability.




### Semi-closed shoulder design

The semi-closed shoulder design can effectively block the transmission of noise from the central block, reduce the generation of tire noise, and bring excellent driving comfort. The rigidity of the shoulder part is improved, and the cornering performance of the tire is better.




### Muffler Design

Four wide longitudinal grooves, 12 groups of "silencers" are evenly distributed throughout the circumference to break the sound waves generated by the longitudinal grooves and reduce noise



### Geometric chamfering and stepped transverse groove design

The stepped lateral groove design not only ensures the wet grip of the tire, but also improves the rigidity of the pattern block, improving the handling and dry braking performance; With the 3D three-dimensional trimming design, the rigidity of the block is further improved and the initial abnormal wear of the tire is suppressed.



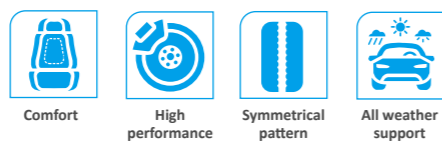
### Shoulder groove design chamfered design

There is a 3D groove design at the connecting position between the shoulder and the sidewall. The design elements with HT characteristics reduce the air resistance and improve the heat dissipation performance of the tire at the shoulder position.

Size	LI/SI	RIM	ROLLING	WET	NOISE
215/65R16	102H	6½J	D	B	71/B
*225/75R16	104T	6J	D	C	71/B
215/60R17	96H	6½J	D	B	71/B
215/65R17	99V	6½J	D	B	71/B
225/60R17	99H	6½J	D	B	71/B
225/65R17	102H	6½J	D	B	71/B
235/65R17	104H	7J	C	C	72/B
*255/60R17	110H	7½J	C	B	71/B
215/55R18	99V	7J	C	C	71/B
225/50R18	99V	7J	C	C	71/B
*225/55R18	98H	7J	D	C	71/B
225/60R18	100H	6½J	C	C	71/B
235/50ZR18	101W	7½J	C	C	71/B
235/55R18	100H	7½J	C	C	72/B
235/60R18	103H	7J	C	C	71/B
235/65R18	106H	7J	C	C	72/B
245/50ZR18	100W	7½J	C	C	71/B

Size	LI/SI	RIM	ROLLING	WET	NOISE
245/60R18	105V	7J	D	C	71/B
255/55R18	109V	8J	C	C	72/B
*255/60R18	112H	7½J	C	B	72/B
*265/70R18	116T	8J	D	C	72/B
*275/60R18	117H	8J	D	C	72/B
*275/65R18	116H	8J	D	C	72/B
*235/65R19	109H	7J	C	C	71/B
245/55ZR19	103W	7½J	D	C	71/B
255/50ZR19	107W	8J	C	C	71/B
*255/55R19	111V	8J	C	B	72/B
235/45ZR20	100W	8J	C	C	71/B
235/55R20	105V	7½J	C	C	71/B
245/45ZR20	99W	8J	C	C	71/B
255/45ZR20	101W	8½J	C	C	71/B
255/55R20	110V	8J	C	C	71/B
*285/50R20	116V	9J	C	B	72/B

# WZD105




**Comfort:** Low tyre noise, low vibration and impacts against obstacles

**High performance:** Excellent anti-slipping, steering and high-speed performance

**Directional tread patterns:** Directional tread patterns: asymmetric tread surface patterns on both sides ensure excellent cornering performance

**All weather support:** Whenever on sunny or rainy days, summer or winter days, the tire always provides good driving and grip force

## Data Support Features of pattern



**Shoulder strip design**  
■ Reduce abnormal tire wear



**Various pitch design**  
■ Reduce noise during driving



**Tread-surface longitudinal blocks**  
■ Improve straight running stability



**Special circle design**  
■ Such design offers better endurance and longer service time



**Spacious shoulder grooves**  
■ Improve heat dissipation

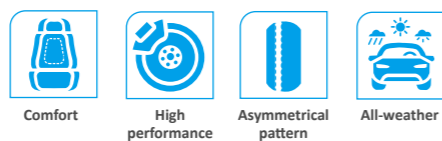
Size	LI/SI	RIM	ROLLING	WET	NOISE
------	-------	-----	---------	-----	-------

215/70R15	98H	6½J	D	C	71/B
215/75R15	100H	6J	D	C	71/B
225/70R15	100H	6½J	D	C	71/B
225/75R15	102H	6J	D	C	71/B
235/75R15	105T	6½J	D	C	71/B
265/70R15	112T	8J	D	C	72/B
205/60R16	96V	6J	D	C	71/B
215/60R16	99H	6½J	D	C	71/B
215/65R16	98H	6½J	D	B	71/B
215/70R16	100H	6½J	D	C	71/B
225/60R16	98H	6½J	D	C	71/B
225/65R16	100H	6½J	D	C	71/B
225/70R16	102T	6½J	D	C	71/B
235/60R16	100H	7J	D	C	71/B
235/65R16	103T	7J	D	C	71/B
235/70R16	106H	7J	D	C	71/B
245/70R16	107H	7J	D	C	71/B
245/75R16	111H	7J	C	C	71/B
255/65R16	109H	7½J	D	C	72/B
255/70R16	111T	7½J	D	C	72/B
265/70R16	112H	8J	D	C	72/B
265/75R16	116T	7½J	C	C	72/B
275/70R16	114T	8J	D	C	72/B
215/60R17	96H	6½J	D	B	71/B
225/60R17	99H	6½J	D	B	71/B

Size	LI/SI	RIM	ROLLING	WET	NOISE
------	-------	-----	---------	-----	-------

225/65R17	102H	6½J	D	B	71/B
225/70R17	108T	6½J	C	C	71/B
235/60R17	102H	7J	D	C	71/B
235/65R17	108H	7J	C	C	72/B
235/70R17	111H	7J	C	C	72/B
245/65R17	107H	7J	D	C	71/B
245/70R17	108T	7J	C	C	71/B
255/65R17	110H	7½J	D	C	72/B
265/65R17	112H	8J	D	C	72/B
265/70R17	113H	8J	D	C	72/B
275/60R17	110H	8J	D	B	72/B
275/65R17	115H	8J	D	B	72/B
285/65R17	116T	8½J	D	B	73/B
215/55R18	99V	7J	C	C	71/B
225/60R18	100H	6½J	C	C	71/B
235/55R18	104V	71/2J	C	C	72/B
235/60R18	103H	7J	C	C	71/B
235/65R18	110V	7J	C	C	72/B
245/60R18	104H	7J	D	C	71/B
255/55R18	109V	8J	C	C	72/B
255/70R18	112H	7½J	C	C	72/B
265/60R18	110H	8J	D	C	72/B
285/60R18	120H	8½J	C	B	73/B
255/50R19	103V	8J	D	C	72/B

# GALOPE



**Comfort:** Lower tire noise, lower vibration and impact when passing obstacles

**High performance:** excellent wear and handling properties

**Asymmetrical pattern:** high-rigidity pattern on the outside, larger pattern block design, not easy to deform and heat under high load, and fast control response

**All-weather:** good drive and grip in sunny or rainy weather, summer or winter

## Data Support Features of pattern



### Irregular groove design

■ Irregular transverse grooves with optimized angles, combined with high-density sipes, provide smooth grounding, good comfort, smoother drainage, and improved grip on wet and slippery road conditions.



### Ditch bottom reinforcement design

■ The rib design at the bottom of the groove improves the rigidity of the pattern and ensures the driving stability of the tire; at the same time, it blocks the transmission of tire noise and improves the comfort



### 3D three-dimensional curved steel sheet combined with straight steel sheet design

■ The inner side is designed with a large number of 3D three-dimensional curved steel sheets, which can not only improve the rigidity of the pattern block, but also improve the grip on snowy roads, taking into account the handling and safety performance on wet and light snow roads



### Eagle feather system design

■ The eagle feather knurling design at the bottom of the ditch can quickly remove accumulated water, improve grip on wet and slippery roads, make driving safer in rainy days, and at the same time generate turbulence and reduce pattern noise. Together with the special indicator logo on the outside of the tire shoulder, a complete set of eagle feather system is formed, which enriches the appearance of the product and enhances the product power of GALOPE



### Unique nail shape design

■ The well-designed nail shape not only improves the lateral anti-slip performance of the pattern, but also improves the aesthetics of the pattern.

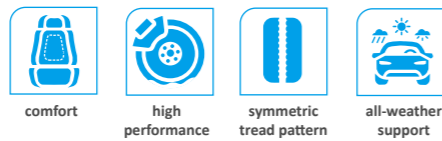
### Size

LI/SI	RIM	ROLLING	WET	NOISE
245/45R20	103V 8J	D	C	72/B

### Size

LI/SI	RIM	ROLLING	WET	NOISE
255/45R20	105V 8½J	D	C	72/B

# GRAVA AT



**Comfort:** TUFTRAIL A/T fits all kinds of roads, complex and non-paved ways, including gravel driveway, muddy driveway and etc.

**High performance:** Outstanding wear resistance and steering

**Symmetric tread patterns:** Symmetric tread patterns on both sides guarantee high-speed straight running stability


**All-weather support:** Whenever on sunny or rainy days, summer or winter days, our tire always provides good driving and grip force

## Data Support Features of pattern




**Special zigzag pattern design**

- The large zigzag pattern design can cope with roads and various complex non-paved roads; There are wide grooves between the patterns to provide better mud, sand, and stone trapping performance; Serrated shoulder blocks for better traction on softer surfaces.




**Self-cleaning design**

- Self-cleaning mud strip design, adding stone and mud discharge structures at the bottom of the pattern groove, timely remove the stones mixed in the pattern groove, improve the self-cleaning performance of muddy road conditions, and ensure the traction of the tire.



**Stepped shoulder shape design and eagle claw sidewall design**

- The shoulder pattern is dislocated to provide additional grip, enhance the traction ability when driving in complex road conditions such as mud, rocks and snow, and maintain good performance even in low air pressure conditions; The eagle claw sidewall design extending from the tire shoulder, the claw tip shape has a large arc, creating the effect of the claws grasping the tire, 3mm thicker than the sidewall, and protecting the sidewall from impacts and cuts.



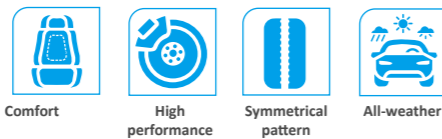
**High Density Sipe Design**

- A large number of sipes endow the tread with reasonable rigidity, increase the grip, effectively break the water film, and improve the safety performance of driving in rain and snow; The sipe, combined with the 3D trimming design, continues to improve the tire's wet grip performance while preventing early abnormal wear.

Size	PR	LI/SI	RIM	ROLLING	WET	NOISE
* 235/75R15	-	109S	6½J	D	C	72/B
* 215/65R16	-	98T	6½J	D	B	72/B
* 225/70R16	-	103T	6½J	D	C	72/B
* 235/70R16	-	106T	7J	D	C	72/B
* 245/70R16	-	107T	7J	D	C	72/B
* 245/75R16	-	111T	7J	D	C	72/B
* 255/70R16	-	111T	7½J	D	C	72/B
* 265/70R16	-	112T	8J	D	C	72/B
* 215/65R17	-	99T	6½J	D	B	72/B
* 225/60R17	-	99H	6½J	D	B	72/B
* 235/65R17	-	104T	7J	C	C	72/B
* 245/65R17	-	107S	7J	D	C	72/B
* 265/65R17	-	112T	8J	D	C	72/B
* 265/70R17	-	115S	8J	D	C	72/B
* 275/65R17	-	115T	8J	D	B	72/B
* 285/65R17	-	116T	8½J	D	B	72/B
* 255/60R18	-	112T	7½J	D	C	72/B
* 265/60R18	-	110T	8J	D	C	72/B
* 275/65R18	-	116T	8J	D	C	72/B
* 285/60R18	-	120S	8½J	C	B	72/B
* 265/50R20	-	111S	8½J	C	C	72/B
* 275/55R20	-	117S	8½J	C	B	72/B

Size	PR	LI/SI	RIM	ROLLING	WET	NOISE
* 215R15C	8PR	112/110S	6J	C	C	72/B
* 245/75R15C	6PR	109/107S	7J	D	C	72/B
* 255/70R15C	6PR	112/110 S	7½J	C	D	72/B
* 185/75R16C	8PR	104/102R	5J	C	C	72/B
* 205R16C	8PR	110/108S	6J	C	D	72/B
* 31X10.50R15LT	6PR	109S	8½J	C	D	72/B
* LT215/75R15	6PR	100/97Q	6J	D	D	72/B
* LT235/75R15	6PR	104/101S	6½J	D	D	72/B
* LT215/85R16	10PR	115/112Q	6J	C	D	72/B
* LT225/75R16	10PR	115/112Q	6J	C	D	72/B
* LT235/85R16	10PR	120/116Q	6½J	C	D	72/B
* LT245/70R16	8PR	113/110S	7J	D	D	72/B
* LT245/75R16	10PR	120/116Q	7J	C	D	72/B
* LT265/70R16	10PR	121/118S	8J	C	D	72/B
* LT245/65R17	8PR	111/108R	7J	D	D	72/B
LT245/70R17 BSW	10PR	119/116S	7J	C	D	72/B
LT245/70R17 WSW	10PR	119/116S	7J	C	D	72/B
* LT245/75R17	10PR	121/118S	7J	C	D	72/B
* LT265/70R17	10PR	121/118R	8J	C	D	72/B
* LT285/70R17	10PR	121/118Q	8½J	C	D	72/B
LT265/60R18 BSW	10PR	119/116S	8J	C	C	72/B
LT265/60R18 WSW	10PR	119/116S	8J	C	C	72/B

# WZR505



Comfort: Lower tire noise, lower vibration and impact when passing obstacles  
 High performance: Excellent wear and handling properties  
 Symmetrical pattern: Left-right symmetrical tread pattern with excellent high-speed linear stability  
 All-weather: Good drive and grip in sunny or rainy weather, summer or winter

## Data Support Features of pattern

**Two wide drainage channels**

- Can quickly and effectively drain water, prevent tire slippage, and ensure the safety of wet driving

**Special multi-steel design**

- While ensuring the rigidity of the pattern block, it improves the wet grip and ensures the safety performance in the wet.

**3D Chamfer Design**

- The application of multiple three-dimensional chamfering designs increases the rigidity of the pattern blocks and effectively avoids abnormal early wear of the tires

**Unique structure and formulation design**

- Reinforced tread and sidewall structure can withstand the impact of harsh and complex road surfaces on tires, specially optimized tread formula, improve tire wear, tear resistance, and prolong tire service life

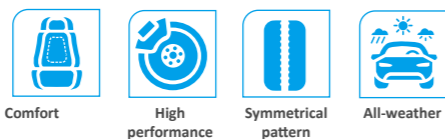
**Large block and stiffener design**

- The wide main pattern block and shoulder pattern block, combined with the design of multiple reinforcing ribs, endow the pattern block with sufficient rigidity, ensure control, and provide you with better off-road performance

Size	PR	LI/SI	RIM	ROLLING	WET	NOISE
215/75R15LT	8PR	106/103S	6J	D	C	73/B
225/75R15LT	8PR	108/104S	6J	D	C	73/B
235/75R15LT	8PR	110/107S	6½J	D	C	73/B
235/75R15LT	10PR	116/113S	6½J	D	C	73/B
255/70R15LT	8PR	113/110S	7½J	D	C	73/B
31×10.50R15LT	6PR	109S	8½J	D	C	73/B
215/70R16	-	99T	6½J	D	D	71/B
215/85R16LT	10PR	115/112S	6J	D	C	73/B
225/70R16	-	101T	6½J	D	D	71/B
225/75R16LT	10PR	115/112S	6J	D	C	73/B
235/70R16	-	104T	7J	D	D	71/B
235/85R16LT	10PR	120/116S	6½J	D	C	73/B
235/85R16LT	10PR	120/116S	6½J	D	C	73/B
245/70R16	-	111T	7J	D	D	72/B
245/75R16LT	10PR	120/116S	7J	D	C	73/B


Size	PR	LI/SI	RIM	ROLLING	WET	NOISE
245/75R16LT	10PR	120/116S	7J	D	C	73/B
255/70R16	-	109T	7½J	D	D	72/B
265/70R16	-	111T	8J	D	D	72/B
265/70R16LT	10PR	121/118R	8J	D	C	73/B
265/75R16LT	10PR	123/120S	7½J	D	C	75/B
285/75R16LT	10PR	126/123R	8J	D	C	75/B
245/75R17LT	10PR	121/118S	7J	D	C	73/B
265/65R17	-	110T	8J	D	D	72/B
265/70R17	-	113T	8J	D	D	72/B
265/70R17LT	10PR	121/118S	8J	D	C	73/B
275/65R17	-	115T	8J	D	D	72/B
285/70R17LT	10PR	121/118S	8½J	D	C	73/B
305/70R17LT	10PR	121/118R	9J	D	C	73/B
315/70R17LT	10PR	121/118R	9½J	D	C	73/B
275/65R18LT	10PR	123/120S	8J	D	C	75/B

# CROSSLANDER A/T



Comfort: Lower tire noise, lower vibration and impact when passing obstacles  
 High performance: Excellent wear and handling properties  
 Symmetrical pattern: Left-right symmetrical tread pattern with excellent high-speed linear stability  
 All-weather: Good drive and grip in sunny or rainy weather, summer or winter


## Data Support Features of pattern



**Crisscrossed wide grooves and multi-steel design**  
 The crisscrossed wide grooves and the special multi-steel design bring the tires excellent drainage capacity and strong grip performance, ensuring the safety performance of wet driving.



**Specially optimized tread formula**  
 The specially optimized tread formula can effectively enhance the wear resistance of the tread and resist the puncture of the pavement.

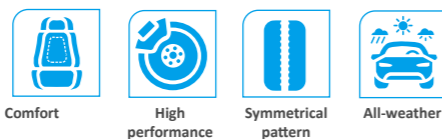


**Unique construction and formula design**  
 Unique construction and formula design improves traction on wet and dry surfaces.

Size	PR	LI/SI	RIM	ROLLING	WET	NOISE
235/75R15	-	109S	6½J	D	C	72/B
205/80R16	-	110S	5½J	D	C	72/B
245/70R16	-	111T	7J	D	C	72/B
265/70R16	-	112T	8J	D	C	72/B
265/65R17	-	112T	8J	D	C	72/B
205R16C	8PR	110/108S	6J	D	C	72/B

Size	PR	LI/SI	RIM	ROLLING	WET	NOISE
LT235/75R15	6PR	104/101S	6½J	D	C	72/B
LT205/80R16	8PR	106/103S	5½J	D	C	72/B
LT225/75R16	10PR	115/112S	6J	D	C	72/B
LT235/85R16	10PR	120/116S	6½J	D	C	72/B
LT265/75R16	10PR	123/120S	7½J	D	C	72/B
31×10.50R15LT	6PR	109S	8½J	D	C	72/B

# SHARK A30



Comfort: Lower tire noise, lower vibration and impact when passing obstacles  
 High performance: Excellent wear and handling properties  
 Symmetrical pattern: Left-right symmetrical tread pattern with excellent high-speed linear stability  
 All-weather: Good drive and grip in sunny or rainy weather, summer or winter

## Data Support Features of pattern



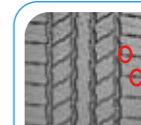
**Zigzag groove Design**  
 The meandering longitudinal groove design can disturb the airflow during driving, reduce tire noise, and improve tire grip performance.



**One-piece tread block Design**  
 The middle pattern block is designed with steel sheet and shallow groove to ensure the integration of the middle pattern block and improve the high-speed driving performance.



**Various forms of step Design**  
 Various forms of stepped design enhance the self-cleaning function of the tire and improve the muddy and noise performance of the tire.



**Low noise design**  
 The shoulder adopts a semi-closed design and is equipped with arc-shaped ribs to ensure the rigidity of the shoulder pattern block and reduce the lateral pump noise.

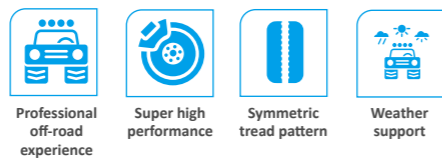
### Size

LI/SI	RIM	ROLLING	WET	NOISE
265/55R19	113V	8½J	C	B 70

### Size

LI/SI	RIM	ROLLING	WET	NOISE
265/55R20	109V	8½J	C	B 70

# VOLANDO RT



**Professional off-road experience:** Offers professional off-road experience on rough ways, no matter muddy driveway or mountain ways

**Super high performance:** Offers superior traction and passability

**Symmetric tread pattern:** Symmetrical tread patterns on both sides guarantee excellent high-speed straight running performance

**Weather support:** Whenever on sunny or rainy days, summer or winter days, the tire always provides good driving and grip force

## Data Support Features of pattern



### Two-in-one interlocking pattern design

Wide pattern blocks provide stronger performance for driving on bad roads. The two central patterns and the shoulder blocks are combined to form an eagle claw pattern, which enhances the aesthetics of the pattern, is more holistic, and takes into account both off-road performance and road performance. The shoulder blocks are relatively wide, which improves the steering stability of the tire when turning.



### High Density Sipe Design

The crown part adopts a large number of sipes, which improves the safety performance of the tire on wet and slippery roads, and also improves the comfort of driving on the road. With the chamfered design, the pressure distribution of the tire contacting the ground is evenly distributed, which effectively increases the ground contact area and improves the grip performance.



### Block edge step design

The edge of the tread block is designed with steps, which can increase the grip during acceleration and braking, improve the grip performance of all road conditions, and at the same time, it can also restrain the abnormal wear of the tire in the early stage.



### Stepped Shoulder Shape and Eagle Claw Sidewall Design

The shoulder pattern is uneven, which can provide stable grip during steering and bad road conditions, and still provide strong traction performance even on muddy and gravel roads. Eagle claw sidewall design, the shape of the claw tip has a large arc, creating the effect of claws gripping the tire, while protecting the sidewall from impacts and cuts, providing extra grip when the tire is out of air, ensuring that in harsh conditions Drive safely in road conditions.




### Self-cleaning design

A mud strip is designed at the bottom of the tread groove pattern, which can remove the stones and sediment mixed in the pattern transverse groove in time, improve the self-cleaning performance of muddy road conditions, and ensure the grip of the pattern.

Size	PR	LI/SI	RIM	ROLLING	WET	NOISE
*P265/70R17	-	115T	8J	C	D	72/B
*P285/70R17	-	117T	8½J	C	D	72/B
*P275/60R20	-	115T	8J	C	D	72/B
*LT265/75R16	10PR	123/120S	7½J	C	D	72/B
*LT285/75R16	10PR	126/123S	8J	C	D	72/B
*LT265/65R17	10PR	120/117S	8J	C	D	72/B
LT265/70R17	10PR	121/118S	8J	C	D	72/B
*LT285/70R17	10PR	121/118s	8½J	C	D	72/B
LT315/70R17	10PR	121/118Q	9½J	C	D	72/B
*LT265/60R18	10PR	120/117S	8J	C	D	72/B
*33×12.50R17LT	10PR	120Q	10J	C	D	72/B

Size	PR	LI/SI	RIM	ROLLING	WET	NOISE
*35×12.50R17LT	10PR	125Q	10J	C	D	72/B
*33×12.50R18LT	10PR	118Q	10J	C	D	72/B
*35×12.50R18LT	10PR	123Q	10J	C	D	72/B
*37×13.50R18LT	8PR	124Q	11J	C	D	72/B
*33×12.50R20LT	10PR	114Q	10J	C	D	72/B
*35×12.50R20LT	10PR	121Q	10J	C	D	72/B
*37×13.50R20LT	10PR	127Q	11J	C	D	72/B
*33×12.50R22LT	10PR	109Q	10J	C	D	72/B
*35×12.50R22LT	10PR	117Q	10J	C	D	72/B
*33×12.50R24LT	10PR	104Q	10J	C	D	72/B

# MUD CONTENDER MT



**Professional off-road experience:** Offers professional off-road experience on rough ways, no matter muddy driveway or mountain ways

**Super high performance:** Offers superior traction and passability

**Symmetric tread pattern:** Symmetrical tread patterns on both sides guarantee excellent high-speed straight running performance

**Weather support:** Whenever on sunny or rainy days, summer or winter days, the tire always provides good driving and grip force

## Data Support Features of pattern



**Wide grounding design**  
■ Wide grounding design improves ground adhesion



**High-strength pattern block design**  
■ High-strength pattern block design, strong rigidity, not easy to deform, and improve bearing capacity



**Excellent drive and passability**  
■ Strong and staggered lateral shoulder blocks for excellent drive and passability







**High-strength carcass structure**  
■ High-strength carcass structure, combined with strong rim guards, make driving more controllable

Size	PR	LI/SI	RIM	ROLLING	WET	NOISE
LT215/75R15	8PR	106/103Q	6J	POR	POR	POR
LT235/75R15	8PR	110/107Q	6½J	POR	POR	POR
LT245/75R16	8PR	114/111Q	7J	POR	POR	POR
LT265/75R16	10PR	123/120Q	7½J	POR	POR	POR
LT285/75R16	10PR	126/123Q	8J	POR	POR	POR
LT265/70R17	10PR	121/118Q	8J	POR	POR	POR
LT285/70R17	10PR	121/118Q	8½J	POR	POR	POR
LT285/75R17	10PR	121/118Q	8J	POR	POR	POR
LT295/70R17	10PR	121/118Q	8½J	POR	POR	POR

Size	PR	LI/SI	RIM	ROLLING	WET	NOISE
LT275/65R18	10PR	123/120Q	8J	POR	POR	POR
LT285/70R18	10PR	127/124Q	8½J	POR	POR	POR
LT285/55R20	10PR	122/119Q	9J	POR	POR	POR
31×10.50R15LT	6PR	109Q	8½J	POR	POR	POR
33×12.50R17LT	10PR	120Q	10J	POR	POR	POR
33×12.50R18LT	10PR	118Q	10J	POR	POR	POR
33×12.50R20LT	10PR	114Q	10J	POR	POR	POR
35×12.50R20LT	10PR	121Q	10J	POR	POR	POR

# CHALLENGER MT



-   
**Professional off-road experience:**
-   
**Super high performance:**
-   
**Symmetric tread pattern:**
-   
**All-weather support:**


**Professional off-road experience:** : Offers professional off-road experience on rough ways, no matter muddy driveway or mountain ways

**Super high performance:** Offers superior traction and passability

**Symmetric tread pattern:** Symmetrical tread patterns on both sides guarantee excellent high-speed straight running performance


**All-weather support:** Whenever on sunny or rainy days, summer or winter days, the tire always provides good driving and grip force

## Data Support Features of pattern




**Wide Ground-contact Design**

- Such design improves tyre grip to the ground.




**Special tread surface enhances tyre endurance**

- Sturdy and randomly-arranged lateral tread blocks provides excellent traction and passability



**Excellent tyre-edge protection armor**

- The armor could effectively withstand external damages and improve driving safety



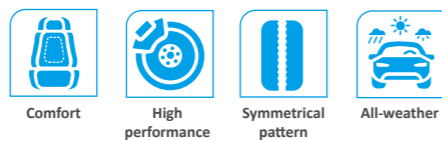
**High strength tyre body**

- High - strength tyre body together with strong rim protector puts the driver in full control

Size	PR	LI/SI	RIM	ROLLING	WET	NOISE
LT265/75R16	10PR123/120Q	7½J	POR	POR	POR	
LT285/75R16	10PR126/123Q	8J	POR	POR	POR	
LT265/70R17	10PR121/118Q	8J	POR	POR	POR	
LT285/70R17	10PR121/118Q	8½J	POR	POR	POR	
LT295/70R17	10PR121/118Q	8½J	POR	POR	POR	


Size	PR	LI/SI	RIM	ROLLING	WET	NOISE
LT275/65R18	10PR123/120Q	8J	POR	POR	POR	
LT285/55R20	10PR122/119Q	9J	POR	POR	POR	
33×12.50R17LT	10PR120Q	10J	POR	POR	POR	
33×12.50R18LT	10PR118Q	10J	POR	POR	POR	
33×12.50R20LT	10PR114Q	10J	POR	POR	POR	

# WZT705




- Comfort:** Lower tire noise, lower vibration and impact when passing obstacles
- High performance:** excellent wear and handling properties
- Symmetrical pattern:** Left-right symmetrical tread pattern with excellent high-speed linear stability
- All-weather:** good drive and grip in sunny or rainy weather, summer or winter

## Data Support Features of pattern



**Three wide drainage channels**  
 ■ There are three wide longitudinal drainage grooves on the crown to increase drainage performance and reduce the occurrence of water skidding, which can effectively reduce the wet braking distance and improve the driving safety of the tires.



**The crown has many small pattern horizontal grooves**  
 ■ The reasonable distribution of numerous small pattern transverse grooves on the tire crown can effectively reduce the rolling noise, and at the same time make the tire crown rigidity distribution more uniform, reduce abnormal wear and improve life.







**Multi-pitch pattern design**  
 ■ Multi-pitch pattern design and chaotic arrangement can effectively reduce vibration noise and bring more comfortable driving experience

Size	PR	LI/SI	RIM	ROLLING	WET NOISE	
155R13C	6PR	85/83S	4½J	D	C	72/B
165/70R13C	6PR	88/86T	5J	D	C	72/B
165/70R13LT	6PR	88/86T	5J	D	C	72/B
165R13C	8PR	94/93R	4.50B	D	C	72/B
165R13LT	8PR	94/93R	4.50B	D	C	72/B
175R13C	8PR	97/95S	5.00B	D	C	72/B
175R13LT	8PR	97/95S	5.00B	D	C	72/B
165R14C	8PR	96/95R	41/2J	D	C	72/B
165R14LT	8PR	96/95R	41/2J	D	C	72/B
175/70R14C	6PR	95/93S	5J	D	C	72/B
175R14LT	8PR	99/98R	5J	D	C	72/B
185R14C	8PR	102/100Q	5½J	C	C	72/B
195R14C	8PR	106/104Q	5½J	C	C	72/B
205R14C	8PR	109/107S	6J	C	C	72/B
175/70R14C	8PR	95/93S	5J	D	C	72/B
185R15C	8PR	103/102R	51/2J	C	C	72/B

Size	PR	LI/SI	RIM	ROLLING	WET NOISE	
185R15LT	8PR	103/102R	51/2J	C	C	72/B
195/70R15C	8PR	104/102R	6J	C	C	72/B
195R15C	8PR	106/104Q	5½J	C	C	72/B
205/70R15C	8PR	106/104R	6J	C	C	72/B
215/65R15C	6PR	104/102T	6½J	C	C	72/B
215/70R15C	8PR	109/107S	61/2J	C	C	72/B
225/70R15C	8PR	112/110S	6½J	C	C	72/B
185/75R16C	8PR	104/102R	5J	C	C	72/B
195/65R16C	8PR	104/102R	6J	C	C	72/B
195/75R16C	8PR	107/105R	5½J	C	C	72/B
205/65R16C	8PR	107/105T	6J	C	C	72/B
215/65R16C	8PR	109/107T	6½J	C	C	72/B
215/75R16C	10PR	116/114R	6J	C	C	72/B
225/65R16C	8PR	112/110R	6½J	C	C	72/B
235/65R16C	8PR	115/113R	7J	C	C	72/B

# TracVan



-   
Comfort
-   
High performance
-   
Symmetric tread patterns
-   
All-weather support

**Comfort:** Low tire noise, low vibration and impacts against obstacles  
**High performance:** Outstanding anti-slipping, steering and high-speed performance  
**Symmetrical pattern:** Left-right symmetrical tread pattern with excellent high-speed linear stability  
**All-weather:** Whenever on sunny or rainy days, summer or winter days, our tire always provides good driving and grip force

## Data Support Features of pattern

**Four wide drainage grooves design**

- Four wide longitudinal drainage ditches provide excellent drainage performance, reduce the occurrence of water slippage, and effectively reduce the wet braking distance

**Mesh grooves design**

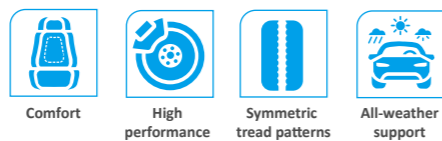
- Multi-horizontal grooves and zigzag longitudinal grooves are interwoven into mesh grooves, with small zigzag grooves to increase the traction capacity of the tire

**Optimize the tire contact surface technology**

- Optimize the tire contact surface technology, optimize the position and width of the grooves, and ensure the tire contact area and stability

Size	PR	LI/SI	RIM	ROLLING	WET	NOISE
185/75R16C	8PR	104/102R	5J	D	D	71/B

# TRANSEASON 4S



- Comfort:** Low tire noise, low vibration and impacts against obstacles
- High performance:** Outstanding anti-slipping, steering and high-speed performance
- Symmetrical pattern:** Left-right symmetrical tread pattern with excellent high-speed linear stability
- All-weather:** Whenever on sunny or rainy days, summer or winter days, our tire always provides good driving and grip force

## Data Support Features of pattern

**Low noise design**

- "Herringbone" single-guided pattern, horizontal main groove and pattern block vertical design, reduce tire running noise and improve driving comfort.

**3D steel sheet design**

- ¾ pattern block steel sheet and shoulder pattern block steel sheet are in the form of 3D steel sheets to enhance the overall rigidity of the pattern block and improve driving performance in all seasons

**Snow performance design**

- The widened transverse groove design increases the edge effect of the pattern block, and optimizes the angle of the middle pattern block steel sheet to improve snow and wet performance

**High rigidity design**

- The multi-form step-type rib design ensures the connecting effect of the pattern blocks, improves the overall rigidity of the pattern blocks, and enhances the aesthetics of the tire.

Size	LI/SI	RIM	ROLLING	WET	NOISE
155/65R13	73T	4½J	C	B	72/B
155/80R13	79T	4½J	C	B	72/B
155/65R14	75T	4½J	C	B	72/B
165/65R14	79T	5J	C	B	72/B
165/70R14	81T	5J	C	B	72/B
175/65R14	82T	5J	C	B	72/B
185/55R14	80H	6J	C	B	72/B
185/65R14	86H	5½J	C	B	72/B
165/65R15	81H	5J	C	B	72/B
175/65R15	84H	5J	C	B	72/B
185/55R15	82H	6J	C	B	72/B
185/60R15	88H	5½J	C	B	72/B
185/65R15	88H	5½J	C	B	72/B
195/50R15	82V	6J	C	B	72/B
195/55R15	85V	6J	C	B	72/B
195/60R15	88V	6J	C	B	72/B
195/65R15	91H	6J	C	B	72/B
205/65R15	94V	6J	C	B	72/B
215/65R15	96H	6½J	C	B	72/B
195/45R16	84V	6½J	C	B	72/B
195/50R16	88V	6J	C	B	72/B
195/55R16	91V	6J	C	B	72/B
195/60R16	89V	6J	C	B	72/B
205/45ZR16	87W	7J	C	B	72/B
205/50ZR16	91W	6½J	C	B	72/B
205/55R16	91V	6½J	C	B	72/B
205/60R16	96V	6J	C	B	72/B
215/45R16	90V	7½J	C	B	72/B
215/55ZR16	97W	7J	C	B	72/B
215/60R16	99V	6½J	C	B	72/B

Size	LI/SI	RIM	ROLLING	WET	NOISE
215/65R16	98V	6½J	C	B	72/B
215/70R16	100H	6½J	C	B	72/B
225/55ZR16	99W	7J	C	B	72/B
225/60R16	102V	6½J	C	B	72/B
235/60R16	100V	7J	C	B	72/B
205/40ZR17	84W	7½J	C	B	72/B
205/45ZR17	88W	7J	C	B	72/B
205/50ZR17	93W	6½J	C	B	72/B
205/55ZR17	95W	6½J	C	B	72/B
215/40ZR17	87W	7½J	C	B	72/B
215/45ZR17	91W	7½J	C	B	72/B
215/50ZR17	95W	7½J	C	B	72/B
215/55ZR17	98W	7½J	C	B	72/B
215/60R17	100V	6½J	C	B	72/B
215/65R17	99V	6½J	C	B	72/B
225/45ZR17	94Y	7½J	C	B	72/B
225/50ZR17	98Y	8J	C	B	72/B
225/55ZR17	101W	7J	C	B	72/B
225/60R17	103V	6½J	C	B	72/B
225/65R17	106V	6½J	C	B	72/B
235/45ZR17	97W	7½J	C	B	72/B
235/55ZR17	103W	7½J	C	B	72/B
235/65ZR17	108W	7J	C	B	72/B
245/45ZR17	99W	8J	C	B	72/B
215/50ZR18	92W	7J	C	B	72/B
215/55R18	99V	7J	C	B	72/B
225/40ZR18	92Y	8J	C	B	72/B
225/45ZR18	95W	7½J	C	B	72/B
225/50ZR18	99W	7J	C	B	72/B
225/55R18	98V	7J	C	B	72/B

Size	LI/SI	RIM	ROLLING	WET	NOISE
------	-------	-----	---------	-----	-------

235/45ZR18	98Y	8J	C	B	72/B
235/50ZR18	101W	7½J	C	B	72/B
235/55R18	104V	7½J	C	B	72/B
235/60ZR18	107W	7J	C	B	72/B
245/40ZR18	97Y	8½J	C	B	72/B
245/45ZR18	100Y	8½J	C	B	72/B
245/50ZR18	104Y	7½J	C	B	72/B
255/40ZR18	95Y	9J	C	B	72/B
205/55ZR19	97W	6½J	C	B	72/B
215/50ZR19	93W	7J	C	B	72/B
225/35ZR19	88Y	8J	C	B	72/B
225/40ZR19	93Y	8J	C	B	72/B
225/45ZR19	96Y	7½J	C	B	72/B
225/55ZR19	99W	7J	C	B	72/B
235/35ZR19	91Y	8½J	C	B	72/B
235/40ZR19	96Y	8½J	C	B	72/B

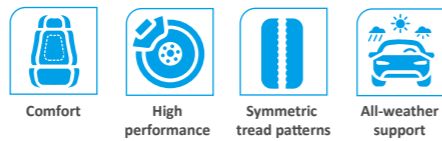
Size	LI/SI	RIM	ROLLING	WET	NOISE
------	-------	-----	---------	-----	-------

235/45ZR19	99Y	8J	C	B	72/B
235/50ZR19	103W	7½J	C	B	72/B
235/55ZR19	105W	7½J	C	B	72/B
245/40ZR19	98Y	8½J	C	B	72/B
245/45ZR19	102Y	8J	C	B	72/B
255/35ZR19	96Y	9J	C	B	72/B
255/40ZR19	100Y	9J	C	B	72/B
255/50R19	103W	8J	C	B	72/B
195/50R20	93H	7J	C	B	72/B
195/55R20	95H	6J	C	B	72/B
245/45ZR20	103Y	8J	C	B	72/B
255/40ZR20	101Y	9J	C	B	72/B
255/45ZR20	105W	8½J	C	B	72/B
275/40ZR20	106Y	9½J	C	B	72/B
235/45R21	101W	9J	C	B	72/B
255/40R21	102Y	9J	C	B	72/B



# TRANSEASON 4S

# TRANSEASON VAN



**Comfort:** Low tire noise, low vibration and impacts against obstacles  
**High performance:** Outstanding anti-slipping, steering and high-speed performance  
**Symmetrical pattern:** Left-right symmetrical tread pattern with excellent high-speed linear stability  
**All-weather:** Whenever on sunny or rainy days, summer or winter days, our tire always provides good driving and grip force

## Data Support Features of pattern

**Bionic design**

- The bionic design of "Bird holding a branch" is adopted to ensure the snow clearing function and enhance the aesthetic performance of the tire.

**3D steel sheet design**

- The shoulder pattern block steel sheet is in the form of 3D steel sheet to enhance the overall rigidity of the pattern block and improve the bearing capacity.

**Wetland performance design**

- Different forms of curved steel sheet design optimize the angle of the steel sheet to facilitate the cutting of the water film during driving and improve the wet performance of the tire.

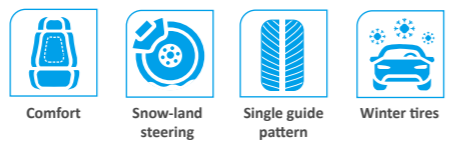
**Low noise design**

- The shoulder adopts a closed groove design, and the width of the transverse groove is reduced to reduce pumping noise.

Size	PR	LI/SI	RIM	ROLLING	WET	NOISE
175/65R14C	6PR 90/88T	5½J	C	B	72/B	
175/70R14C	6PR 95/93T	5½J	C	B	72/B	
195/70R15C	8PR 104/102S	6J	C	B	72/B	
205/70R15C	8PR 106/104S	6J	C	B	72/B	
215/70R15C	8PR 109/107S	6½J	C	B	72/B	
225/70R15C	8PR 112/110S	6½J	C	B	72/B	
185/75R16C	8PR 104/102S	5J	C	B	72/B	
195/60R16C	6PR 99/97H	6J	C	B	72/B	
195/65R16C	8PR 104/102S	6J	C	B	72/B	
195/75R16C	8PR 107/105S	5½J	C	B	72/B	

Size	PR	LI/SI	RIM	ROLLING	WET	NOISE
205/65R16C	8PR 107/105T	6J	C	B	72/B	
205/75R16C	8PR 113/111S	5½J	C	B	72/B	
215/60R16C	6PR 103/101T	6½J	C	B	72/B	
215/65R16C	8PR 109/107T	6½J	C	B	72/B	
215/75R16C	8PR 113/111S	6J	C	B	72/B	
225/65R16C	8PR 112/110S	6½J	C	B	72/B	
225/75R16C	10PR121/120R	6½J	C	B	72/B	
235/65R16C	8PR 115/113S	7J	C	B	72/B	
215/60R17C	8PR 109/107T	6½J	C	B	72/B	
225/55R17C	8PR 109/107H	7½J	C	B	72/B	

# BLUE SNOW



- Comfort:** Low tire noise, low vibration and impacts against obstacles
- Snow-land steering:** Excellent steering on icy and snowy ways
- Single guide pattern:** Ensures high-speed stability
- Winter tires:** Offers good driving and grip force in cold days

## Data Support Features of pattern

**V-shaped single guide design**

- The "V"-shaped single-guide pattern endows the tire with powerful rain and snow drainage and drainage functions, making the handling more stable and comfortable in rainy and snowy weather

**Three-dimensional groove design**

- Full-through grooves and a large number of three-dimensional sipes, the pattern blocks become softer, so that the tread produces more gripping edges when it contacts the road, especially on ice and snow roads to provide sufficient grip, tires on ice and snow roads The responsiveness on the vehicle is even better, which greatly improves the handling and safety of the vehicle

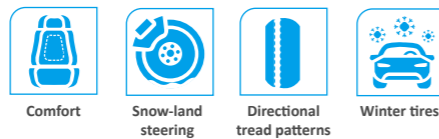
**Unique winter tread formula design**

- The unique winter tread formula design improves the flexibility and wear resistance of the rubber in severe cold seasons, ensuring the handling and braking performance of the tire.

Size	LI/SI	RIM	ROLLING	WET	NOISE
185/60R14	82H	5½J	D	D	69/B
185/65R14	86H	5½J	D	D	69/B
185/65R15	88H	5½J	D	D	69/B
195/55R15	85H	6J	D	D	70/B
195/65R15	91V	6J	D	D	70/B
195/65R15	95V	6J	D	D	70/B
205/65R15	94T	6J	D	C	70/B
205/55R16	94V	6½J	D	C	70/B
205/55R16	91V	6½J	D	C	70/B

Size	LI/SI	RIM	ROLLING	WET	NOISE
205/60R16	96H	6J	C	C	70/B
215/55R16	97V	7J	C	C	71/B
215/60R16	99H	6½J	C	C	71/B
215/65R16	98H	6½J	D	C	71/B
225/55R16	99V	7J	C	C	71/B
225/45R17	94V	7½J	C	C	71/B
225/40R18	92H	8J	D	C	71/B
245/45R18	100V	8J	C	C	71/B
255/55R18	109V	8J	C	C	72/B

# ICE KNIGHT



- Comfort:** Low tire noise, low vibration and impacts against obstacles
- Snow-land steering:** Excellent steering on icy and snowy roads
- Directional tread patterns:** Ensures the high-speed stability
- Winter tires:** Offers good driving and grip force in cold days


## Data Support Features of pattern



**3D Steel Sheet**  
 ■ Tread surface blocks use high-density 3D pocket technology. Such design ensures overall rigidity of tread surface, and improves steering and grip force.



**Block pattern design**  
 ■ Block pattern design provides excellent grip for tires and lateral stiffness to help the vehicle reach its maximum stability.



**Stable steering on icy and snowy roads**  
 ■ The middle area of the tread is interlaced with the icy road surface to reduce the ice surface; The water film prevents the tires from skidding on ice and improves the stability; Wide trench design ensures outstanding steering and traction performance, the high grip contained in the rubber compound improves the tire's grip on icy and snowy roads and reduces rolling resistance.

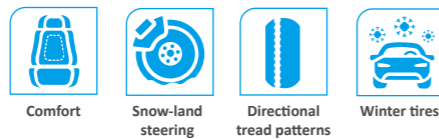


**Variable pitch silent pattern design**  
 ■ Variable pitch frequency conversion pattern, through analysis and optimization, the sound energy tends to be evenly dispersed in a relatively open frequency range, avoiding energy concentration in the frequency band that is easily perceptible to human ears, which ensures quietly driving.

Size	LI/SI	RIM	ROLLING	WET	NOISE
175/70R13	82T	5J	D	D	71/B
175/65R14	82T	5J	D	D	71/B
185/60R14	82T	5½J	D	D	71/B
185/65R14	86T	5½J	D	D	71/B
185/70R14	88T	5½J	D	D	71/B
185/65R15	88T	5½J	D	D	71/B
195/55R15	85T	6J	D	D	71/B
195/60R15	88T	6J	D	D	71/B
195/65R15	91T	6J	D	D	71/B
205/65R15	94T	6J	D	D	71/B
205/70R15	96T	6J	C	D	71/B
195/60R16	89T	6J	D	D	71/B
205/60R16	92T	6J	D	D	71/B
205/65R16	95T	6J	D	D	71/B
215/55R16	93T	7J	D	D	71/B
215/60R16	95T	6½J	D	D	71/B
215/65R16	98T	6½J	C	D	71/B
205/50R17	89H	6½J	D	D	71/B
205/55R17	95H	6½J	C	D	69/B
215/60R17	96T	6½J	C	D	71/B
225/45R17	91H	7½J	D	D	72/B
225/50R17	94H	7J	D	D	72/B
225/60R17	99S	6½J	C	D	72/B
225/65R17	102S	6½J	C	D	72/B
215/50R18	92H	7J	C	D	70/B
215/55R18	95H	7J	C	D	71/B

Size	LI/SI	RIM	ROLLING	WET	NOISE
225/45R18	95H	7½J	C	C	70/B
225/50R18	95H	7J	D	D	72/B
225/55R18	98T	7J	D	D	72/B
225/60R18	100S	6½J	C	D	72/B
235/45R18	94H	8J	D	D	72/B
235/50R18	97T	7½J	D	D	72/B
235/55R18	100T	7½J	D	D	72/B
235/60R18	103T	7J	D	D	72/B
245/40R18	93H	8½J	D	D	72/B
245/45R18	96H	8J	D	D	72/B
255/40R18	95H	9J	C	D	70/B
225/45R19	92H	7½J	C	D	70/B
225/55R19	99T	7J	D	D	72/B
235/45R19	95T	8J	C	D	70/B
235/50R19	99T	7½J	D	D	72/B
245/40R19	98H	8½J	C	D	70/B
245/45R19	98H	8J	C	C	71/B
255/45R19	104T	8½J	C	D	70/B
245/50R20	102T	7½J	C	D	70/B
245/45R20	99H	8J	D	D	72/B
235/50R20	100T	8J	C	D	70/B
255/40R20	101T	9J	C	D	70/B
255/45R20	101H	8½J	D	D	73/B
255/50R20	110T	8J	C	D	70/B
265/45R21	108T	9J	C	D	71/B

# ECOSNOW



**Comfort:** Low tire noise, low vibration and impacts against obstacles

**Snow-land steering:** Excellent steering on icy and snowy roads

**Directional tread patterns:** Ensures the high-speed stability

**Winter tires:** Offers good driving and grip force in cold days

## Data Support Features of pattern



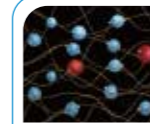
**Tread patterns on outer edges**  
 ■ Strong longitudinal ribs and tread blocks considerably improve tire grip in snow



**Tread patterns on inner edges**  
 ■ Open inclined grooves effectively evacuate water and reduce wheel slip



**3D Steel Sheets**  
 ■ Tread surface blocks use high-density 3D pocket technology. Such design ensures overall rigidity of tread surface, and improves grip force and steering.

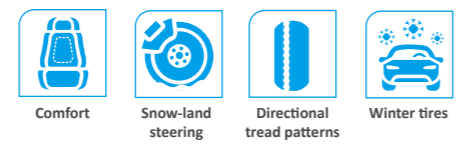


**Silica Tread Surface**  
 ■ The unique formula of Silica winter tread surface enhances flexibility and endurance of rubber in cold days, and ensures steering and braking.

Size	LI/SI	RIM	ROLLING	WET	NOISE
175/65R14	82H	5J	D	D	71/B
185/65R14	86H	5½J	D	D	71/B
185/65R15	88H	5½J	D	D	71/B
195/60R15	88H	6J	D	D	72/B
195/65R15	91H	6J	D	D	72/B
205/65R15	94H	6J	D	D	72/B
205/55R16	91H	6½J	D	D	72/B
205/55R16	91V	6½J	D	D	72/B
205/60R16	96H	6J	C	D	72/B

Size	LI/SI	RIM	ROLLING	WET	NOISE
215/55R16	97V	7J	C	D	72/B
215/60R16	99H	6½J	C	D	72/B
215/65R16	98H	6½J	D	D	72/B
225/55R16	99V	7J	C	C	72/B
225/45R17	94V	7½J	D	C	72/B
225/40R18	92V	8J	D	C	72/B
245/45R18	100V	8J	C	C	72/B
255/55R18	109V	8J	C	C	73/B

# FREEZE S1



**Comfort:** Low tire noise, low vibration and impacts against obstacles  
**Snow-land steering:** Excellent steering on icy and snowy roads  
**Directional tread patterns:** Ensures the high-speed stability  
**Winter tires:** Offers good driving and grip force in cold days

## Data Support Features of pattern

**Three Circumferential Drainage Grooves**  
 ■ Optimize water and snow evacuation, and improve tire grip force

**Tread Circumferential Fine Sipes**  
 ■ Such design effectively reduces side slip on icy and snowy roads, and improves driving safety

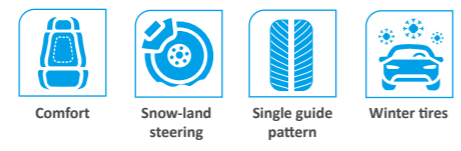
**3D Steel Sheets**  
 ■ Such sheets enhance rigidity of tread blocks, provide enough grip force and outstanding steering experience.

**Brand-new Silicon-Filled Tread Surface**  
 ■ Such design gives full play to winter tires.

Size	LI/SI	RIM	ROLLING	WET NOISE
155/65R13	73T	4.50B	D	D 71/B
165/70R13	83T	5.00B	D	D 71/B
175/70R14	88T	5J	D	D 71/B
185R14C	102/100S	5½J	D	C 73/B
185/60R15	88H	5½J	D	D 71/B
195/70R15C	104/102S	6J	D	C 73/B
195/55R16	91H	6J	D	D 72/B


Size	LI/SI	RIM	ROLLING	WET NOISE
205/55R16	91H	6½J	D	D 72/B
205/55R16	94H	6½J	D	D 72/B
215/50R17	95H	7J	D	D 72/B
215/55R17	98H	7J	C	D 72/B
225/55R17	101H	7J	C	D 72/B
235/55R17	103H	7½J	C	D 72/B
245/55R19	103H	71/2J	D	D 72/B

# ECOSNOW4X4




**Comfort:** Low tire noise, low vibration and impacts against obstacles  
**Snow-land steering:** Excellent steering on icy and snowy ways  
**Single guide pattern:** Ensures high-speed stability  
**Winter tires:** Offers good driving and grip force in cold days


## Data Support Features of pattern



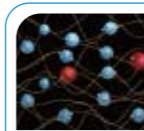
**Central V-Shape Reinforced Rib**  
 ■ Ensures high-speed stability and reduces tire noise



**3D Steel Sheet**  
 ■ Tread surface blocks use high-density 3D pocket technology. Such design ensures overall rigidity of tread surface, and improves steering and grip force.



**Open Grooves**  
 ■ Effectively evacuate water, reduce wheel slip and ensure driving safety on icy and snowy roads

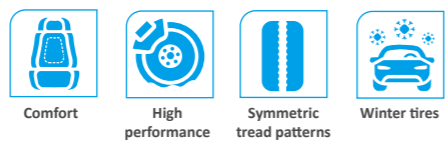


**Silica Tread Surface**  
 ■ The unique formula of Silica winter tread surface enhances flexibility and endurance of rubber in cold days, and ensures steering and braking

Size	LI/SI	RIM	ROLLING	WET	NOISE
215/75R15	100T	6J	D	D	72/B
215/70R16	100T	6½J	D	D	72/B
235/60R16	100H	7J	D	D	72/B
235/70R16	106T	7J	D	D	72/B
245/70R16	107T	7J	D	D	72/B
255/65R16	109T	7½J	D	C	73/B
265/70R16	112T	8J	D	C	73/B
215/60R17	100T	6½J	D	D	72/B

Size	LI/SI	RIM	ROLLING	WET	NOISE
225/60R17	99H	6½J	D	D	72/B
225/65R17	106Q	6½J	D	D	72/B
235/65R17	108H	7J	D	D	72/B
265/65R17	116S	8J	D	C	73/B
225/60R18	100T	6½J	D	D	72/B
235/55R18	104T	7½J	D	D	72/B
235/55R19	105T	7½J	D	D	72/B

# WINTER DEFENDER



- Comfort:** Low tire noise, low vibration and impacts against obstacles
- High performance:** Excellent steering on icy and snowy roads
- Symmetric tread patterns:** Excellent turning performance on snowy roads
- Winter tires:** Offers good driving and grip force in cold days

## Data Support Features of pattern

**Unique tread rubber formula**

- Specially designed tread rubber formula can effectively cope with driving on snowy roads and improve the grip on ice, snow and wet ground

**3D high density slot**

- 3D three-dimensional zigzag steel sheet, optimized angle of the steel sheet. It enhances the grip and prevents slippage on the ice and snow road while ensuring the rigidity of the pattern block; the unique density of the grooves improves the traction and braking, so that the tires have better snow removal capabilities

**Special shoulder design**

- Straight sidewall design, stronger shoulder support when turning, smaller vehicle tilt, especially comfortable cornering, wide shoulder block design, excellent handling and steering performance, special shoulder groove and knurled design, eye-catching and beautiful shape, and provide more excellent grip when the turning and contacting the ground

**Wide tortuous longitudinal drainage groove**

- Three longitudinal drainage grooves can effectively cut through the water film on the ice road, improve the snow shearing force, and have more prominent snow-removal and anti-skid function, and be safer. The zigzag grooves increase the grip on the snow

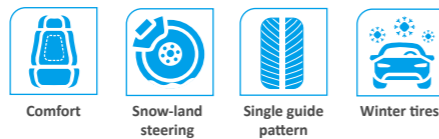
**Reinforcement rib and pattern block edge step design**

- Reinforcing ribs strengthen the stiffness of the shoulder pattern by connecting the pattern blocks at the shoulders, increase steering grip and reduce abnormal wear, and the steps on the edge of the pattern blocks strengthen the rigidity of the pattern blocks

Size	PR	LI/SI	RIM	ROLLING	WET	NOISE
165R14C	8PR	97/95Q	4½J	D	C	72/B
165R14LT	8PR	96/95Q	4½J	D	C	72/B
175R14C	8PR	99/98Q	5J	D	C	72/B
175R14LT	8PR	99/97Q	5J	D	C	72/B
185R14C	8PR	102/100Q	5½J	D	C	72/B
185R15C	8PR	103/102Q	51/2J	D	C	72/B
195R15C	8PR	106/104Q	5.5J	D	C	72/B
215/70R15C	8PR	109/107Q	61/2J	D	C	73/B

Size	PR	LI/SI	RIM	ROLLING	WET	NOISE
215/75R15LT	6PR	100/97Q	6J	D	C	73/B
225/70R15C	8PR	112/110Q	6½J	D	C	73/B
235/75R15LT	6PR	104/101Q	6½J	D	C	73/B
215/75R16C	8PR	113/111Q	6J	D	C	73/B
6.50R16LT	10PR	107/102M5.50F		D	C	72/B
6.50R16LT	10PR	107/103M4½J		D	C	72/B
7.00R16LT	10PR	111/107M	5½J	D	C	72/B

# FREEZE 4X4



**Comfort:** Low tire noise, low vibration and impacts against obstacles

**Snow-land steering:** Excellent steering on icy and snowy ways

**Single guide pattern:** Ensures high-speed stability

**Winter tires:** Offers good driving and grip force in cold days

## Data Support Features of pattern



### Wide zigzag longitudinal groove

Four wide longitudinal drainage grooves can effectively cut through the water film on ice and snowy roads. Effectively prevent skidding and twists and turns on icy and snowy roads. The groove is designed to increase the grip of the tires in the snow



### Hard and sharp shoulders

Straight sidewall design, stronger shoulder support when turning, smaller car tilt, smoother cornering, special shoulder grooves and steps, special shape, provide better grip when the tire turns and touches the ground



### Multi-directional adsorption fine groove design

The surface has multi-directional adsorption fine grooves, which can cut the water film quickly when braking on icy and snowy roads, ensuring that the tread ground pressure is more evenly distributed, improving ice drainage, and improving the grip and maneuverability of icy and snowy roads



### Block pattern with high-density groove design

Large pattern design, tires provide excellent grip and lateral rigidity, help the vehicle to achieve the best stability in the steering, 3D three-dimensional zigzag steel sheet, to ensure the rigidity of the pattern block while enhancing the grip, preventing slipping on ice and snow, and improving traction and braking performance on icy and snowy roads



### Reinforcing rib and pattern groove bottom step design

Reinforcing ribs connect the blocks at different positions to enhance the rigidity of the blocks, increase steering grip, and reduce abnormal wear. The steps and hump at the bottom of the block grooves are designed to strengthen the rigidity of the blocks, similar to the "shovel" shape which drain the snow at the bottom of the ditch in time

Size	LI/SI	RIM	ROLLING	WET	NOISE
255/70R16	111T	7½J	D	D	73/B
245/70R17	110T	7J	D	D	72/B
265/65R17	112T	8J	D	D	73/B
235/65R18	106T	7J	D	D	73/B
245/60R18	109H	7J	C	D	70/B
265/60R18	110T	8J	D	D	73/B

Size	LI/SI	RIM	ROLLING	WET	NOISE
235/55R19	101T	7½J	D	D	73/B
235/60R19	107T	7J	D	D	72/B
255/55R19	111H	8J	C	D	70/B
265/55R19	113T	8J	C	D	70/B
235/55R20	102T	7½J	C	D	70/B
255/55R20	110V	8J	C	D	70/B